



为您的产品保驾护航

PRODUCT DATASHEET

Electro-Static Discharge

JED323-15V-LG ESD

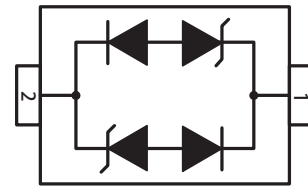
Features

- Package: SOD-323
- 300W peak pulse power (8/20 μ s)
- Ultra low capacitance: 1pF typical
- Ultra low leakage: nA level
- Operating voltage: 15V
- Low clamping voltage
- Protects one power line or data line
- Complies with following standards:
 - IEC 61000-4-2 (ESD) immunity test
 - Air discharge: ± 30 kV
 - Contact discharge: ± 30 kV
 - IEC61000-4-5 (Lightning) 10A (8/20 μ s)
- RoHS compliant

Applications

- USB Ports
- Smart Phones
- Wireless Systems
- Ethernet 10/100/1000 Base T

Schematic Diagram



Pin Description



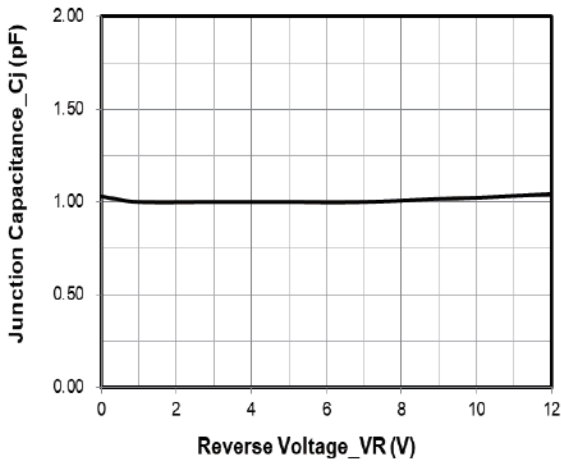
Limiting Values($T_A = 25^\circ\text{C}$, unless otherwise specified)

Symbol	Parameter	Conditions	Value	Unit
V _{ESD}	Electrostatic Discharge Voltage	IEC 61000-4-2;Contact Discharge	± 30	kV
		IEC 61000-4-2;Air Discharge	± 30	kV
P _{PP}	Peak Pulse Power	t _P =8/20 μ s	300	W
I _{PP}	Peak Pulse Current	t _P =8/20 μ s	10	A
T _J	Operating Temperature Range	-	-40 to +85	$^\circ\text{C}$
T _{stg}	Storage Temperature Range	-	-55 to +150	$^\circ\text{C}$

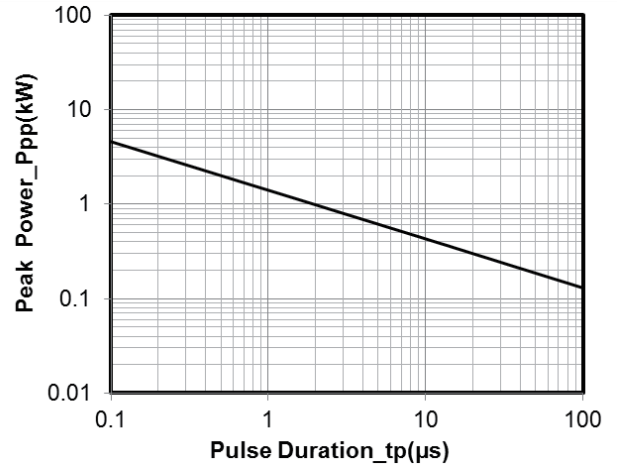
Electrical Characteristics($T_A = 25^\circ\text{C}$, unless otherwise specified)

Symbol	Parameter	Conditions	Min	Typ.	Max	Unit
V _{RWM}	Reverse Working Voltage	T _A =25 $^\circ\text{C}$	-	-	15	V
V _{BR}	Snap-Back Voltage	I _T =1mA	16.7	-	-	V
I _R	Reverse Leakage Current	V _{RWM} =15V;T _A =25 $^\circ\text{C}$	-	-	0.2	μA
V _C	Clamping Voltage	I _{PP} =1A(8x20 μ s pulse)	-	-	21	V
V _C	Clamping Voltage	I _{PP} =10A(8x20 μ s pulse)	-	-	30	V
C _J	Junction Capacitance	V _R =0V,f=1 MHz	-	1	-	pF

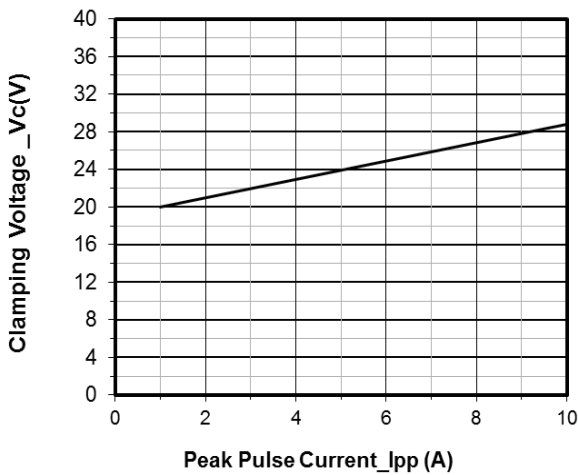
Typical Characteristics



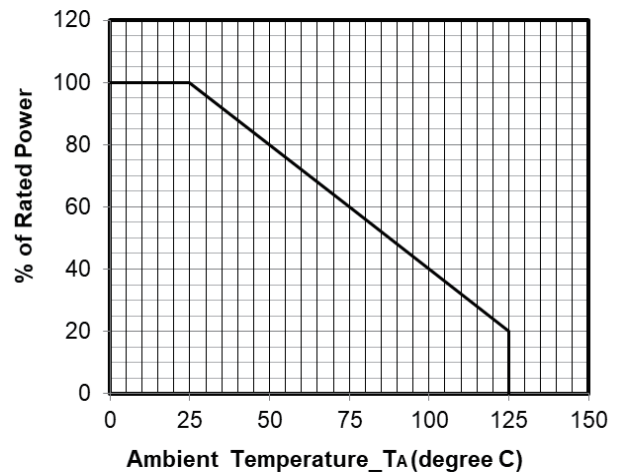
Junction Capacitance vs. Reverse Voltage



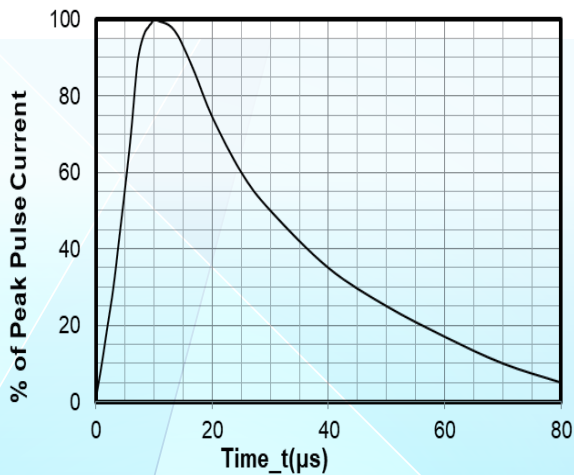
Peak Pulse Power vs. Pulse Time



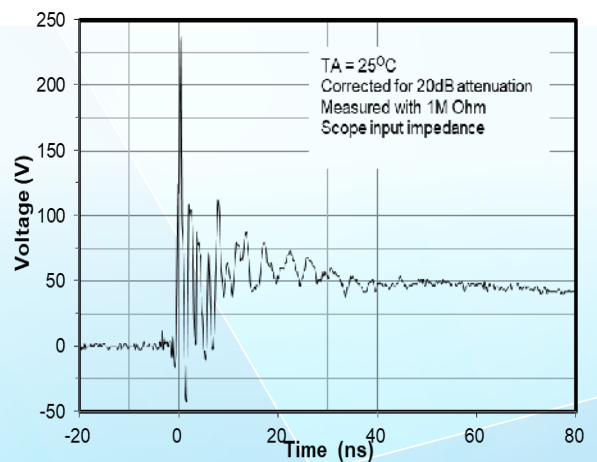
Clamping Voltage vs. Peak Pulse Current (tp = 8/20 μs)



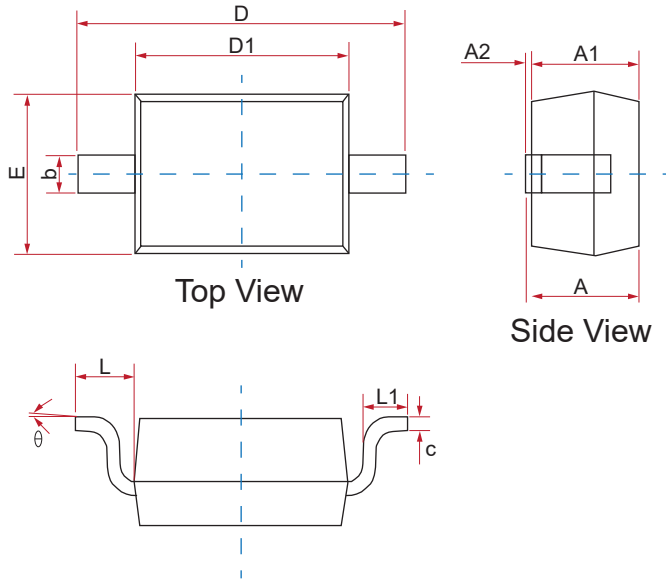
Power Derating Curve



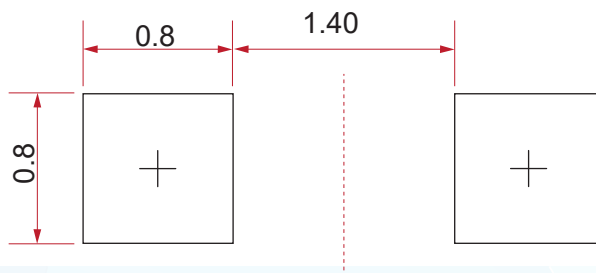
8 X 20 μs Pulse Waveform



ESD Clamping Voltage
8 kV Contact per IEC61000-4-2

Physical Dimensions(mm.)


Symbol	Dimensions In Millimeters		
	Min	Nom	Max
A	0.800	--	1.100
A1	0.800	--	0.900
A2	0.000	--	0.100
b	0.250	--	0.400
c	0.080	--	0.177
D1	1.600	1.700	1.800
D	2.300	--	2.800
E	1.150	--	1.400
L	0.475REF		
L1	0.100	--	0.500
e	0°	--	8°

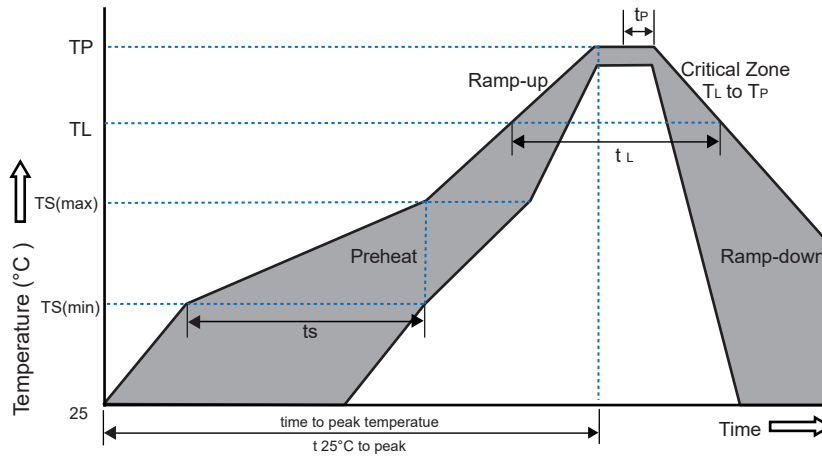
Suggested Land Pattern


Unit:mm

Packaging Quantity

Part Number	Delivery Form	Delivery Quantity
JED323-15V-LC	7"T&R	3,000

Soldering Parameters



Reflow Condition		Pb-Free Assembly
Pre-heat	-Temperature Min($T_{s(min)}$)	+150°C
	-Temperature Max($T_{s(max)}$)	+200°C
	-Time(Min to Max)(t_s)	60~180 secs.
Average ramp up rate (Liquid us Temp(T_L) to peak)		3°C/sec. Max
Ts(max) to T_L - Ramp-up Rate		3°C/sec. Max
Reflow	-Temperature(T_L)(Liquid us)	+217°C
	-Temperature (t_L)	60~150 secs.
Peak Temp (T_P)		+260(+0/-5)°C
Time within 5°C of actual Peak Temp (t_p)		30 secs. Max
Ramp-down Rate		6°C/sec. Max
xTime 25°C to Peak Temp (TP)		8 min. Max
Do not exceed		+260°C

Part Number System

JE D323 - 15V - L C

